

Viewing Instructions

Dropbox is the cloud storage program we use at the museum to store our documents.

To view our scrapbooks, you do **NOT** have to sign up for a Dropbox account.

Click on a title of a scrapbook you would like to look at.

Most of these files are quite large and will take a few minutes to appear on your computer. The faster your internet connection, the faster the scrapbook will appear. Please be patient.

There are a few ways to view the scrapbook.

In the upper right corner, there are some icons.

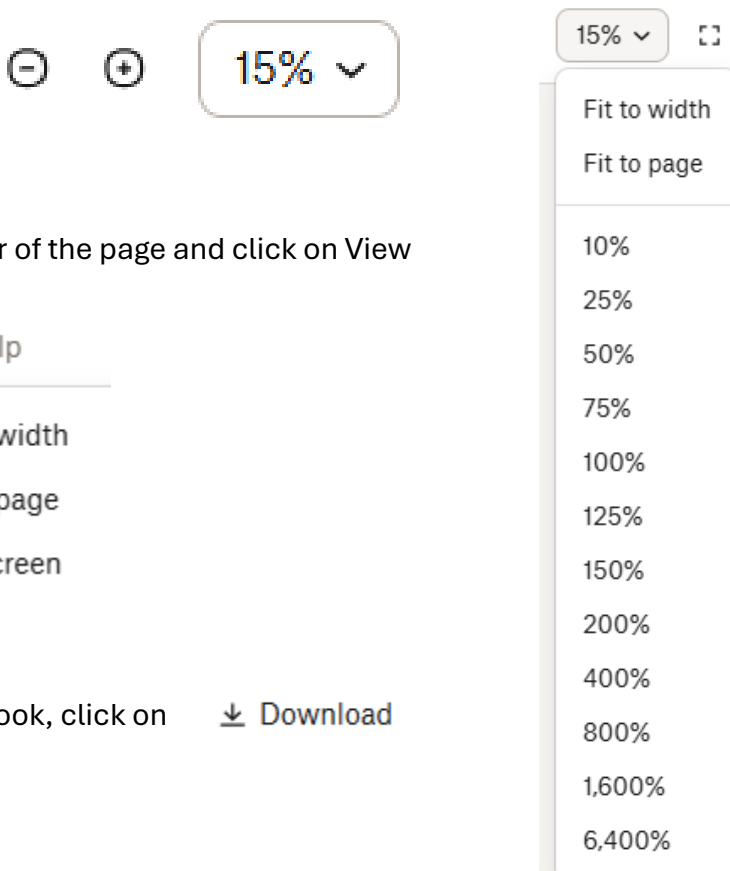


You can do a full screen by clicking on this button.

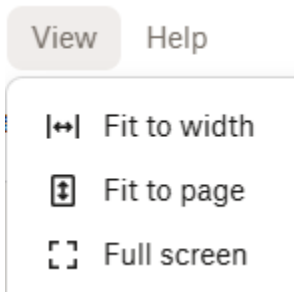



Click the button again to get out of full screen.

You can adjust the size of the pages by either clicking on the minus or plus sign or click on the down arrow by the percentage sign.



You can also go to the upper left corner of the page and click on View for the same options.



If you would like to download a scrapbook, click on  **Download** and save it on your computer.